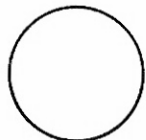
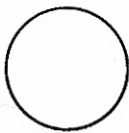


0 10 20 30 40 50 60 70 80 90 100 110 120 130 140



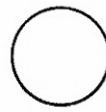
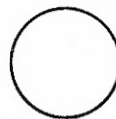
11/16"



5/8"



9/16"



1/2"



1/8"



3/16"



1/4"




5/16"



3/8"



7/16"



TELSMITH, INC.

an Astec company

(800) 765-6601 www.telsmith.com

0 1 2 3 4 5

This is a MAGNETIC stroke check card. I like to tape a piece of white paper on top of this and take an impression for filing after.

Note: quite often we just use this magnetic card to see what stroke shows up by identifying which circle size shows a nice clean DOT in the middle as the stroke the machine is operating at. FOR horizontal you will get a line at an angle which actually indicates the TIMING ANGLE of the gears.